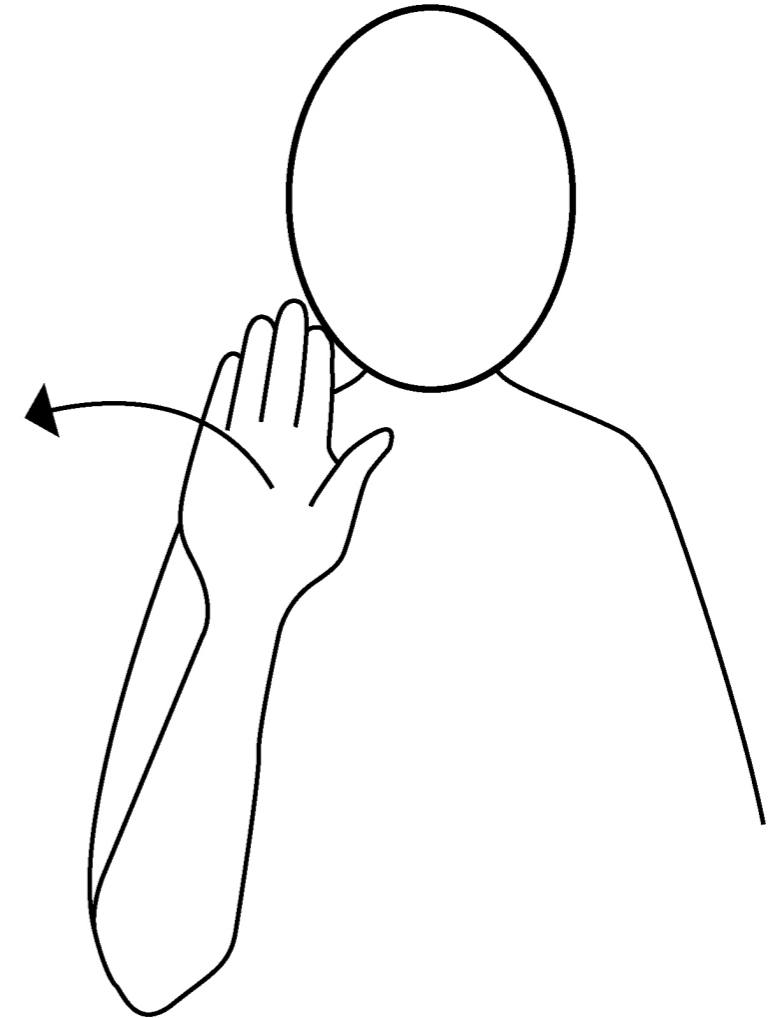


EAST DUNBARTONSHIRE ASN SCHOOL

What we are looking to achieve:

- Understand Key Education adjacencies
- Discuss Key Accommodation Features
- Workshops re: Classroom Clusters
- Future Workshops Planned



Workshop 1 // Accommodation

Key Features

Primary & Early Years :

- Early Years Facility
- 7no. Standard Primary Classrooms
- 6no. Enhanced Primary Classrooms
- Breakout Areas

Practical Spaces :

- Music
- Art & Design
- Home Economics
- Lifeskills
- GP/ICT
- STEM

Secondary :

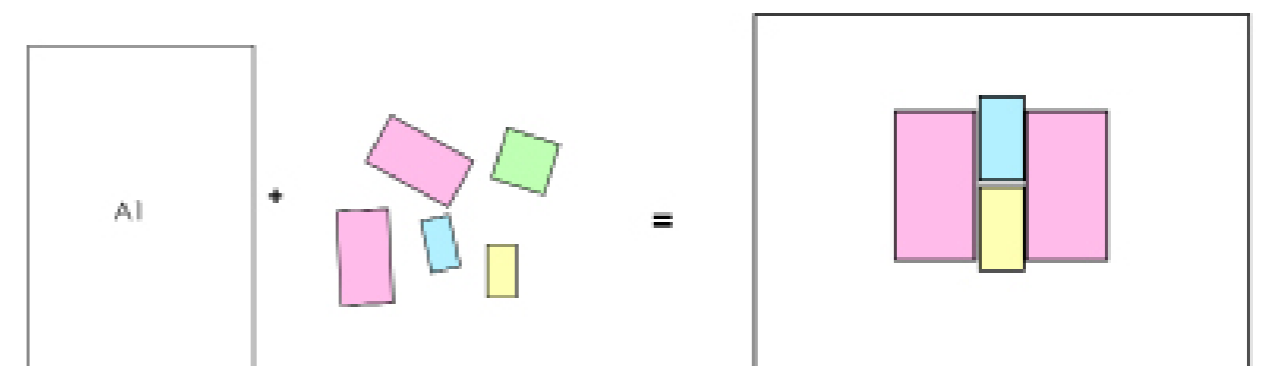
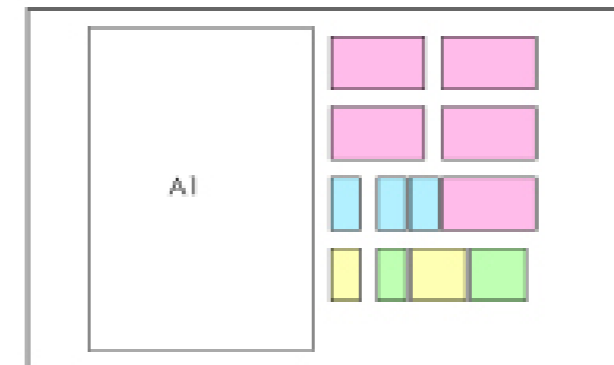
- 7no. Standard Secondary Classrooms
- 6no. Enhanced Secondary Classrooms
- Breakout Areas



Workshop 1 // Interactive Discussion


Creating Classroom Clusters

- Arrange into 4 groups
- There are cards representing the essential parts of a classroom, A1 large board and pins.
- Using the cards, explore your ideal arrangement of standard and enhanced classrooms, testing different adjacencies and cluster arrangements.
- The decided classroom clusters options can then be pinned onto the board.
- Feel free to note any additional comments explaining your decisions and adding any other thoughts/suggestions.
- At the end of the workshop each table will briefly present their chosen classroom arrangements displaying the cards pinned onto the board.



Workshop 1 // Future Workshops

Key Features



Workshop 01

- Establish Typical Classrooms Clusters

Workshop 02

- Review of Site Diagram
- Review of Massing Diagram
- Presentation of Classroom Clusters from Workshop 01
- Workshop: Let's Create the School

Workshop 03

- Review of Draft School Layout
- Review of 3D Model
- Workshop: Designing the Breakout Spaces

Workshop 04

- Presentation of Final Proposal
- Q & A Session