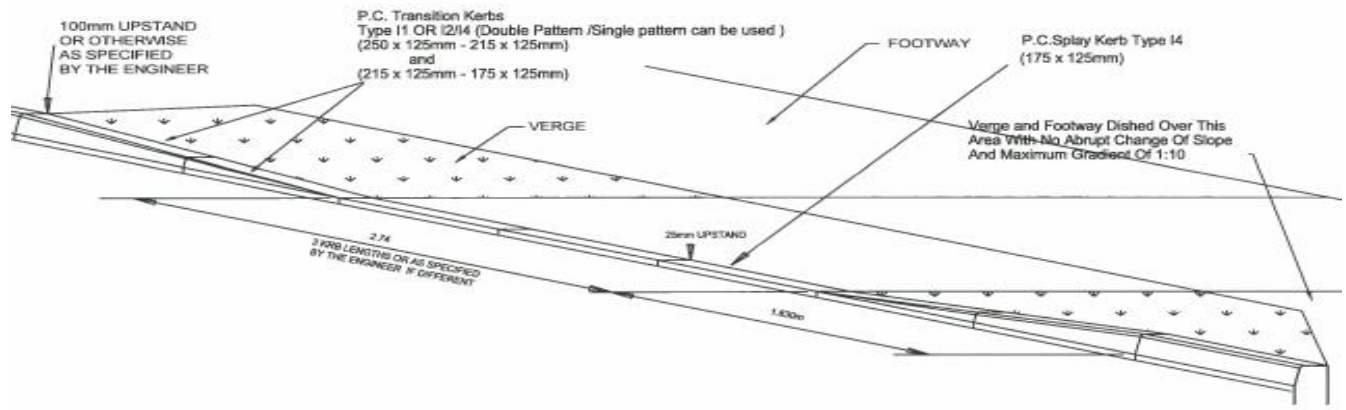




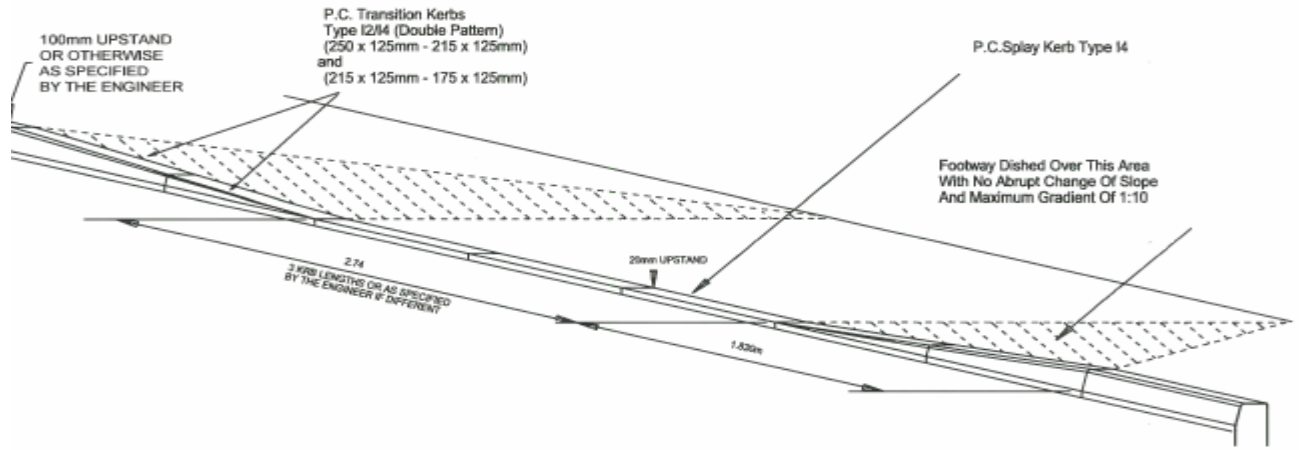
PLEASE USE BLACK INK AND BLOCK CAPITAL LETTERS OR TYPESCRIPT

NOTES

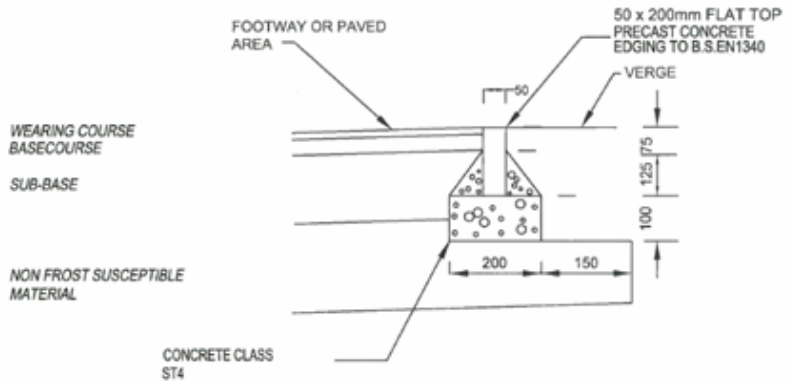
1. The dropped kerb vehicular access should be 3.0m in width and be constructed to the specification of East Dunbartonshire Council - Roads Services. If an existing vehicular crossing is required to be widened then this Council may at their own discretion permit an access up to a maximum width of 5.0m.
2. The applicant will be responsible for meeting the costs of any alterations to the existing Public Utility plant, or road infrastructure deemed to be affected by the construction of the proposed vehicular access.
3. Any gates erected should not open out over the public road/footway.
4. Where a garage is to be constructed, the driveway should have a minimum length of 6.0m, measured from the rear of the footway to the front of the proposed garage. If a garage is not to be provided, the driveway should be a minimum length of 10.0m. However, in exceptional circumstances, a minimum length of 6.0m will be considered at restricted locations.
5. The first 2m of the driveway should be paved to prevent loose chippings, etc. being carried onto the public road/footway.
6. Where necessary, drainage facilities should be provided to prevent surface water running onto the public road/footway from the driveway or garden area.
7. A minimum of 2 weeks notice of the start of the work should be given to this Department.
8. The contractor chosen by the applicant to carry out the work must be approved to work on the public road and will be responsible for securing the necessary road opening permits, subject to the application being approved. These are available through the Council website.
9. Standard details for a dropped kerb are provided below.



**DROPPED KERB DETAIL AT VEHICULAR FOOTWAY CROSSING TYPE VF2
(FOOTWAY WITH VERGE)**



**DROPPED KERB DETAIL AT VEHICULAR FOOTWAY CROSSING TYPE VF1
(FOOTWAY WITHOUT VERGE)**



NOTES :-

IF THE EDGING HAUNCH AND LOG ARE LAID SEPARATELY THE HAUNCH IS TO BE KEYED TO THE LOG WITH 100mm x 15mm DIA. MILD STEEL PINS AT 600mm CENTRES. THE EDGINGS ARE TO BE LAID ON A 25mm MAX. MORTAR BED. TO TABLE 24/1 DESIGNATION (i) CLAUSE 2404 SPECIFICATION FOR HIGHWAY WORKS VOL. 1

SECTION OF PRECAST CONCRETE EDGING TYPE L1

Other Formats & Translations

This document can be provided in large print, Braille or on CD and can be translated into other community languages. Please contact the Council's Corporate Communications Team at 12 Strathkelvin Place, Kirkintilloch, G66 1TJ, tel 0300 123 4510

本文件可按要求翻譯成中文，如有此需要，請電 0300 123 4510。

اس دستاویز کا درخواست کرنے پر (اردو) زبان میں ترجمہ کیا جاسکتا ہے۔ براہ مہربانی فون نمبر 0300 123 4510 پر رابطہ کریں۔

ਇਸ ਦਸਤਾਵੇਜ਼ ਦਾ ਮੰਗ ਕਰਨ ਤੇ ਪੰਜਾਬੀ ਵਿੱਚ ਮਨੁਵਾਦ ਕੀਤਾ ਜਾ ਸਕਦਾ ਹੈ। ਕਿਰਪਾ ਕਰਕੇ 0300 123 4510 ਫੋਨ ਕਰੋ।

Gabhaidh an sgrìobhainn seo cur gu Gàidhlig ma tha sin a dhìth oirbh. Cuiribh fòin gu 0300 123 4510

अनुरोध करने पर यह दस्तावेज़ हिन्दी में भाषांतरित किया जा सकता है। कृपया 0300 123 4510 पर फ़ोन कीजिए।